

Student Online Learning Guide

Continuity of Learning

Roosevelt High School

March 2020

Clever Portal

The screenshot shows the website for Roosevelt High School Early College Studies. At the top left is the school's logo, a shield divided into four quadrants with the letters 'E', 'C', and 'G', and a feather. To the right of the logo is the text 'ROOSEVELT HIGH SCHOOL EARLY COLLEGE STUDIES'. Further right are the links 'Students' and 'Families', and a search icon. Below this is a dark blue navigation bar with the following menu items: HOME, OUR SCHOOL, ACADEMICS, ATHLETICS, SCHOOL LIFE, SCHOOL RESOURCES, TEACHERS, and CALENDAR. Under the 'HOME' menu item, there is a 'SCHOOL UPDATES' button. To the right of the main content area, there are three buttons: 'View SharkBytes Video News', 'Watch Student Videos', and 'Clever Portal'. A green arrow points to the 'Clever Portal' button. At the bottom of the page, there are four circular icons, each partially visible.

ROOSEVELT HIGH SCHOOL EARLY COLLEGE STUDIES

Students Families

HOME OUR SCHOOL ACADEMICS ATHLETICS SCHOOL LIFE SCHOOL RESOURCES TEACHERS CALENDAR

SCHOOL UPDATES

View SharkBytes Video News

Watch Student Videos

Clever Portal

Navigate to teachers in the menu, locate the name of your teacher, then click assignments.

Use the link to the CLEVER portal for Castle Learning and other resources posted by teachers

Yonkers Public School District

[Not your district?](#)

Your district email address:
For students, your 6-digit Student ID
followed by [@yonkerspublicschools.org](#)

USERNAME

123456@yonkerspublicschools.org



PASSWORD

Show

Having trouble? [Get help logging in!](#)

Log in

Clever



Clever Badge log in

[District admin log in](#)

Yonkers Public School District

[Not your district?](#)

**For students: Enter your birthday in the format MMDDYYYY.
For example, January 22, 1990, your password 01221990**

For staff: Enter your staff ID.

PASSWORD


|

Show

Having trouble? [Get help logging in!](#)

Log in

Clever



Clever Badge log in

[District admin log in](#)

Clever

How to find teacher homepage

<https://www.yonkerspublicschools.org/roosevelt>



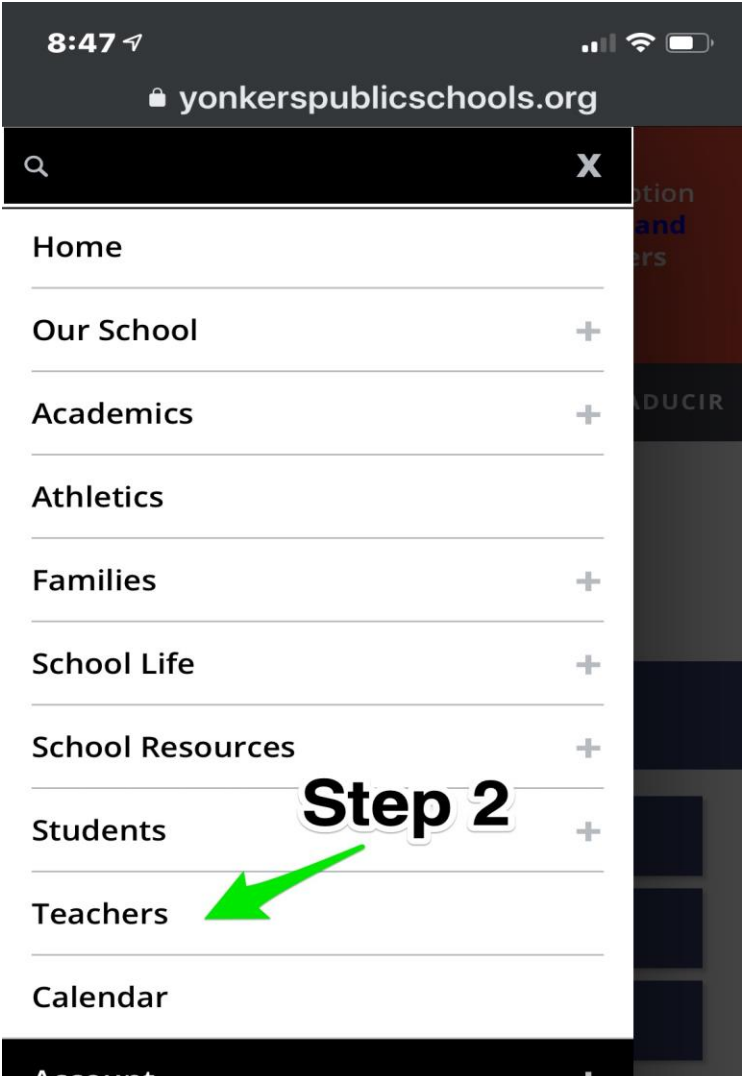
Step 1



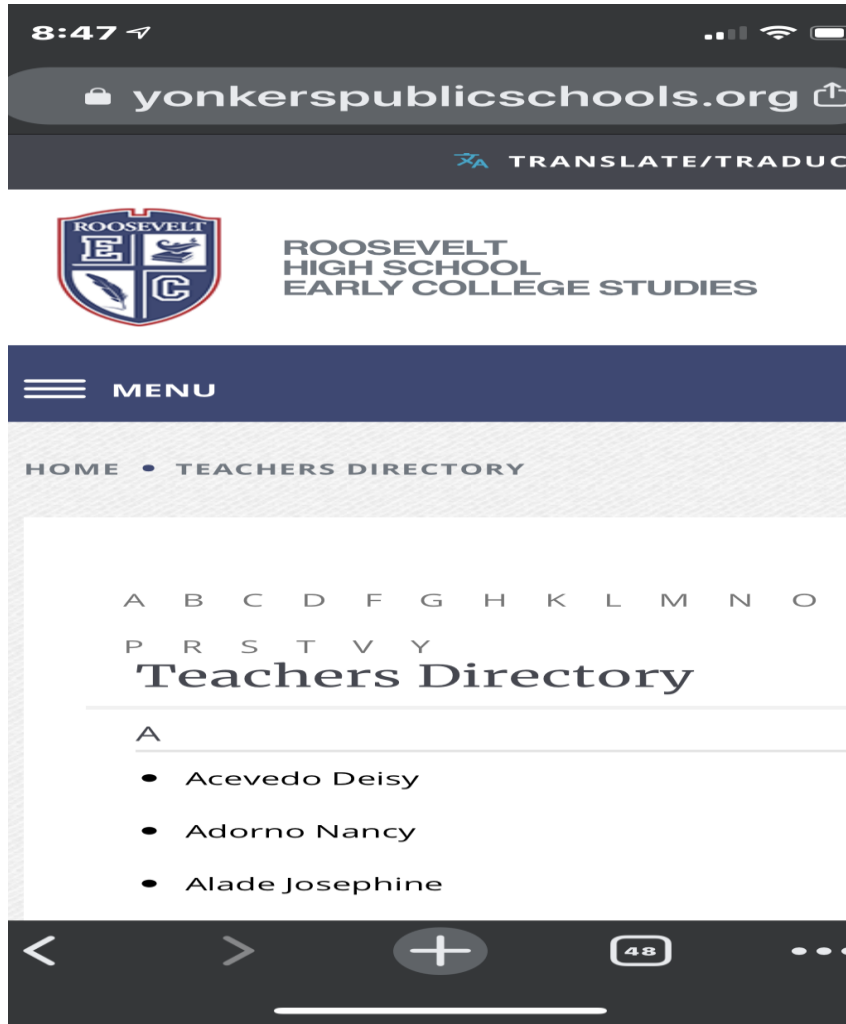
View SharkBytes Video News

Watch Student Videos

Clever Portal



Step 2



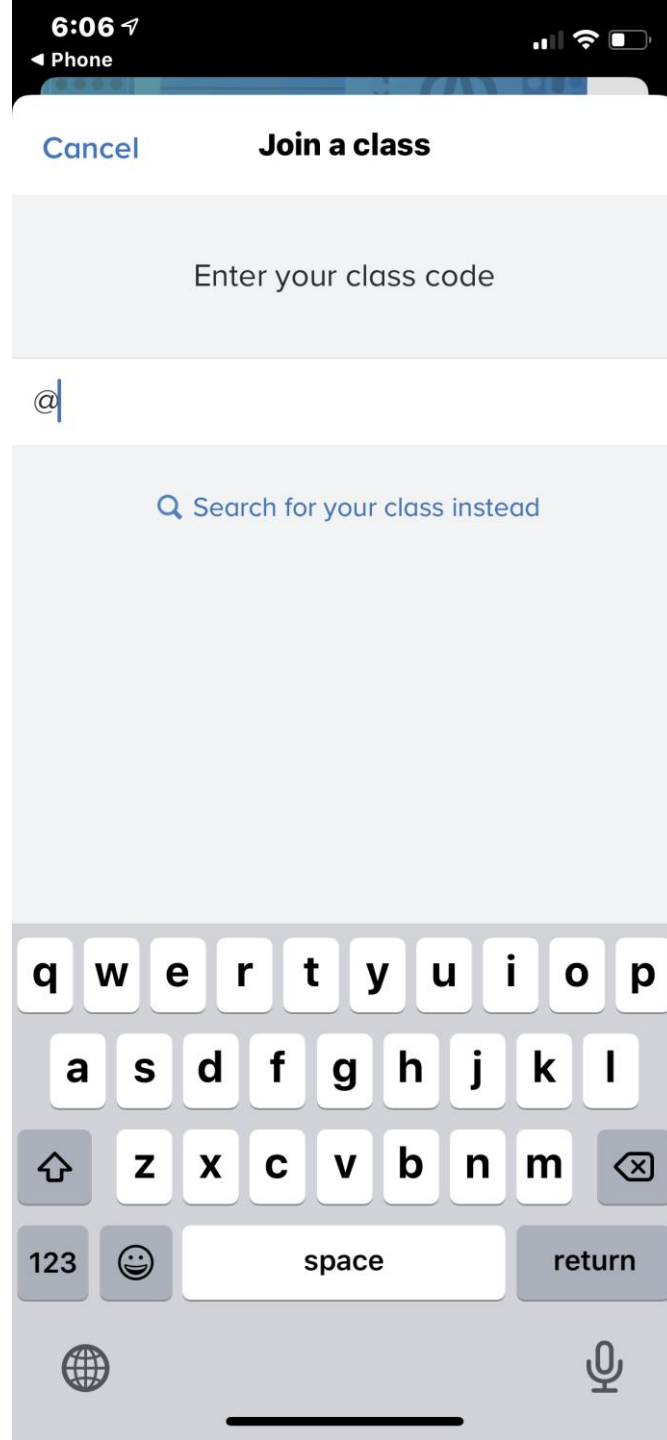
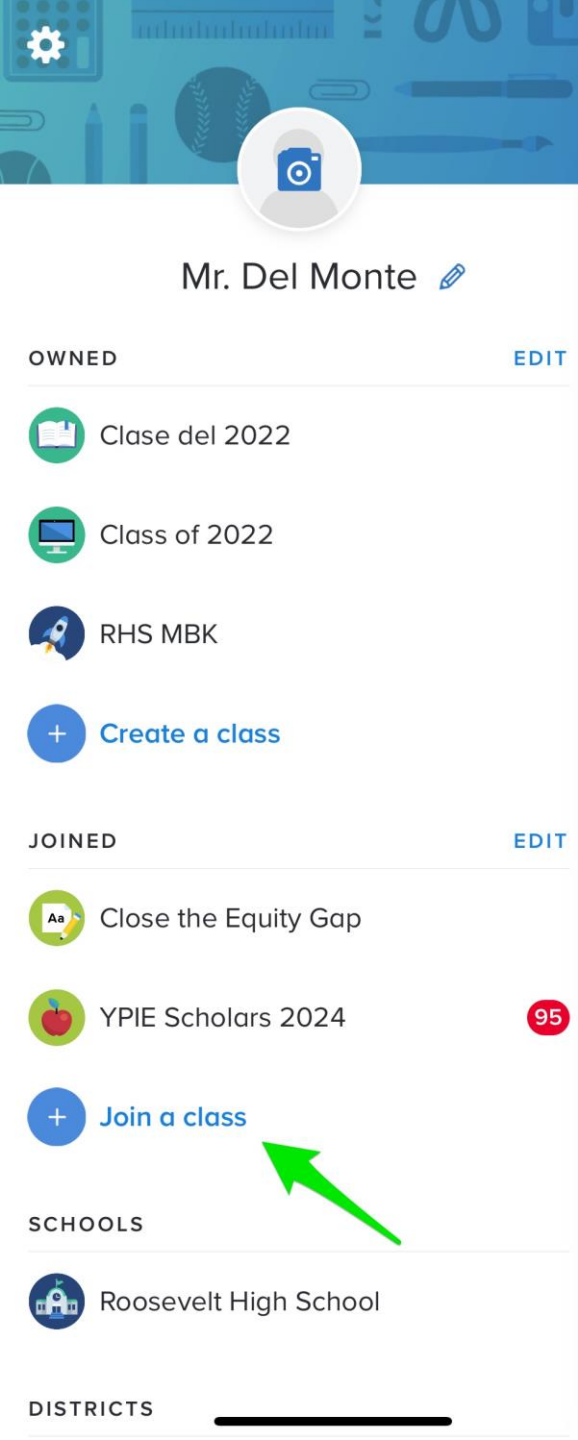
Remind

- Download Remind App

<https://www.remind.com/apps/>

- Register with personal phone number or Gmail
- Make sure to visit all your teachers home page to get their **Remind Class Code**





Mr. Del Monte's
Remind Class code:
shark22

Please note:
Students have to go to
teacher homepage to
get class code.

Google Classroom

9:03



Step 1: Download App



Google Classroom

Classroom helps classes communicate, save time, and stay organized.

GET STARTED

9:04



Google Classroom



Step 2: Login with your Gmail Account



Don't see your existing classes?
[Try another account](#)

Create or join your first class



9:04



Google Classroom



Step 3: Join class with Code provided by your teacher



Don't see your existing classes?
[Try another account](#)

Create or join your first class

Join class

Create class

9:04



Join class

JOIN

Ask your teacher for the class code, then enter it here.

Class code



Step 4: Enter class code and join